



Uplinx® Report Tool for Cisco Unified Communication 6, 7 and 8 Configuration and Phone Inventory Reports

Uplinx® Report Tool produces the following reports for a Cisco telephony system:

- **Cisco Unified Communication Manager**
- **CUCM Audit (change) report**
- **Cisco Unified Presence Server CUPS**
- **Cisco Unity Connection CUC**
- **Cisco Emergency Responder CER**
- **Unified Contact Center Express UCCX 8**
- **Microsoft Exchange 2007/2010 UM role**
- **Phone Inventory report**
Serial number, model, MAC, MWI, status, location, switch neighbour details.
- **Phone Inventory Audit (change) report**

It is easy to use and produces configuration reports in HTML, Word, Excel, CHM and CSV formats within minutes on your PC, based on your templates and according to a variety of report settings.



Versatile Usage

Create professional reports and simplify your project documentation, analysis and reporting for the following purposes:

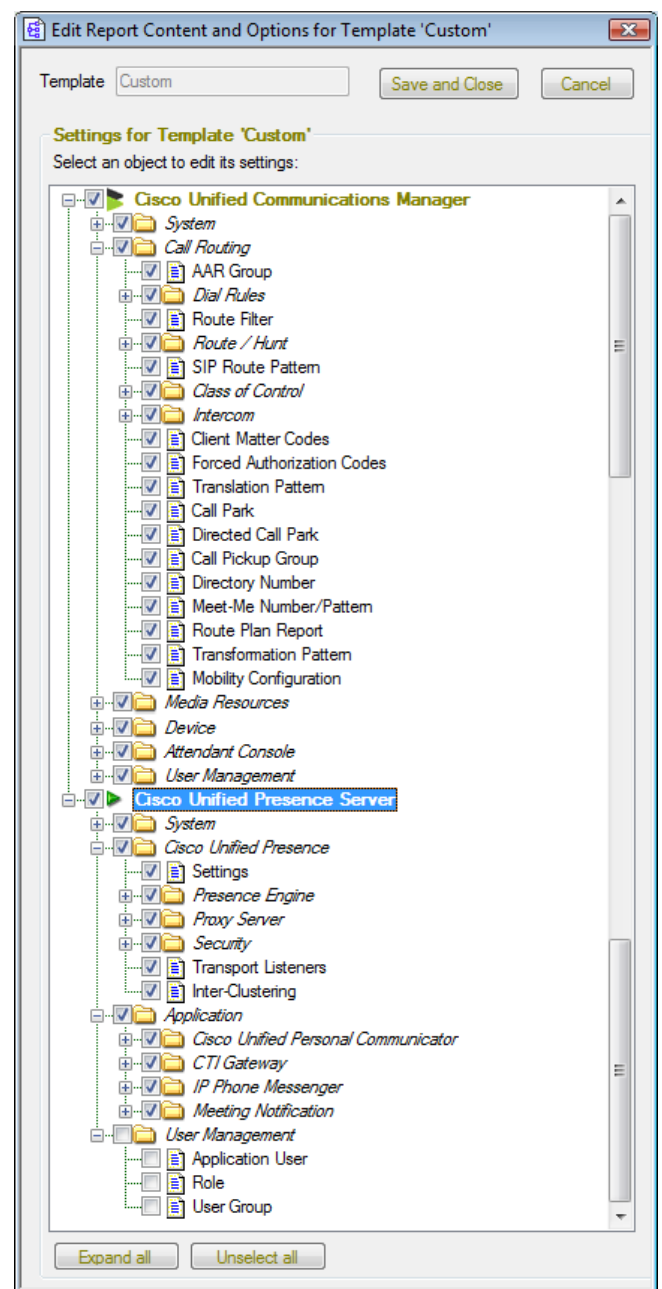
- As-built documentation
- Audits, Management reports
- Verification of configuration, Backup
- Design, Operational support cases
- Inventory of phones, including location (switch port) and serial numbers for Cisco SMARTnet® service

Sample Reports

Sample reports can be found on [our web site](#).

Configuration report objects

All configuration objects of CUCM, CUPS, CUC, CER, UCCX and Exchange are fully reported on with customizable descriptions.



The settings for the report content specify which objects are included and reporting options.

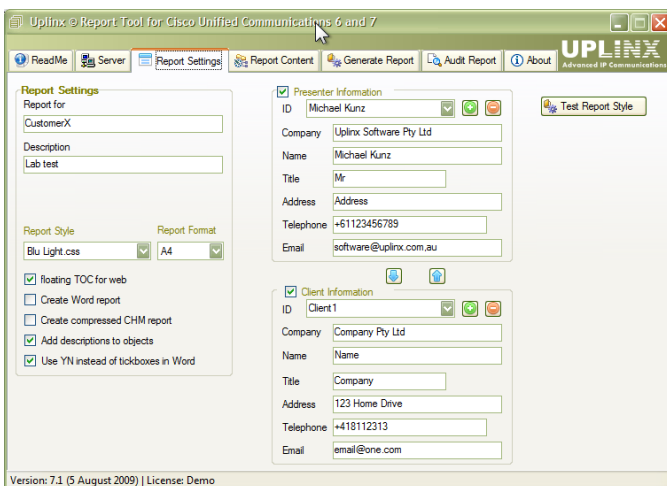
Phone Inventory Report

The Phone Inventory Report lists the MAC, serial number, phone model, registration status, MWI, hardware and software versions, switch neighbour and port info of all phones.

The phone summary lists the number of registered and unregistered phones by model.

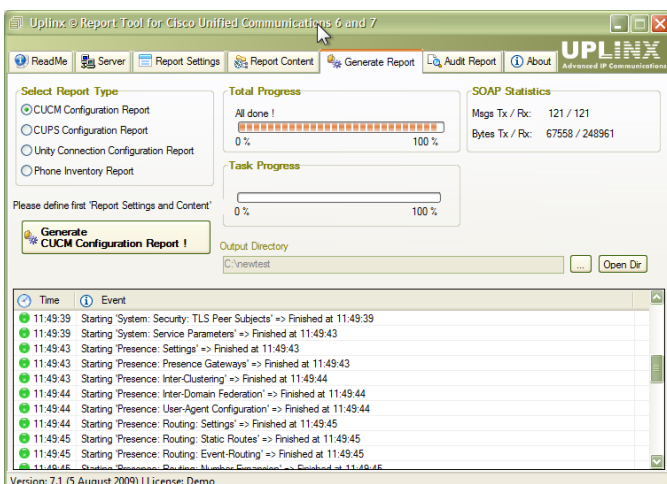
Report Generation and Options

Reports can be based on your templates and styles to reflect your corporate identity.



The screenshot shows the 'Report Settings' and 'Client Information' tabs. The 'Report Settings' tab includes fields for 'Report for' (CustomerX), 'Description' (Lab test), 'Report Style' (Blu Light.css), and 'Report Format' (A4). It also has checkboxes for 'floating TOC for web', 'Create Word report', 'Create compressed CHM report', 'Add descriptions to objects', and 'Use YN instead of tickboxes in Word'. The 'Client Information' tab shows details for 'Presenter Information' (Michael Kunz, Uplinx Software Pty Ltd) and 'Client Information' (Client1, Company Pty Ltd).

The report settings allow you to define report title, comment, formatting style and paper format, descriptions of objects and table of content.



The screenshot shows the 'Generate Report' tab. It features a 'Select Report Type' section with radio buttons for CUCM, CUPS, Unity Connection, and Phone Inventory. The 'Total Progress' bar is at 100% with the text 'All done!'. The 'Task Progress' bar is also at 100%. A 'SOAP Statistics' section shows 'Msgs Tx / Rx: 121 / 121' and 'Bytes Tx / Rx: 67558 / 248961'. At the bottom, there is a log window with a table of events.

Time	Event
11:49:39	Starting 'System: Security: TLS Peer Subjects' => Finished at 11:49:39
11:49:39	Starting 'System: Service Parameters' => Finished at 11:49:43
11:49:43	Starting 'Presence: Settings' => Finished at 11:49:43
11:49:43	Starting 'Presence: Presence Gateways' => Finished at 11:49:43
11:49:43	Starting 'Presence: Inter-Clustering' => Finished at 11:49:44
11:49:44	Starting 'Presence: User-Agent Configuration' => Finished at 11:49:44
11:49:44	Starting 'Presence: Routing: Settings' => Finished at 11:49:45
11:49:45	Starting 'Presence: Routing: Static Routes' => Finished at 11:49:45
11:49:45	Starting 'Presence: Routing: Event-Routing' => Finished at 11:49:45
11:49:45	Starting 'Presence: Routing: Neighbor Discovery' => Finished at 11:49:45

Generate tab which produces the report.

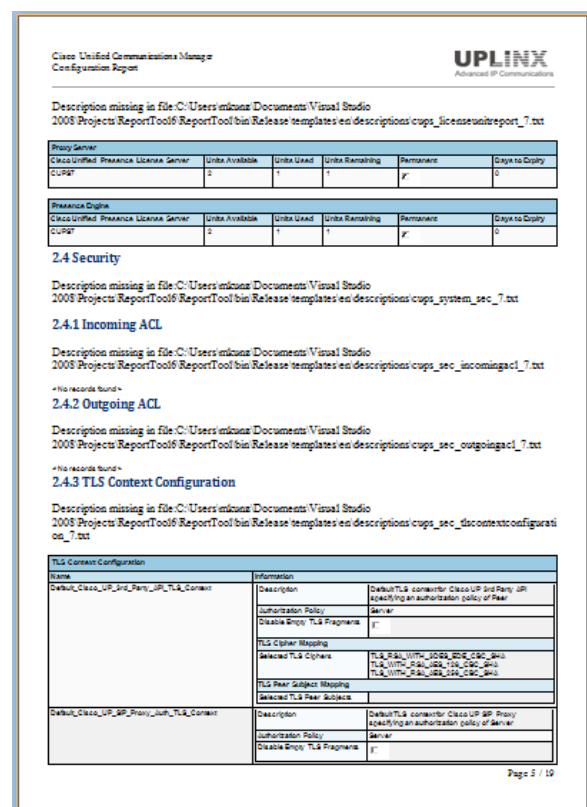
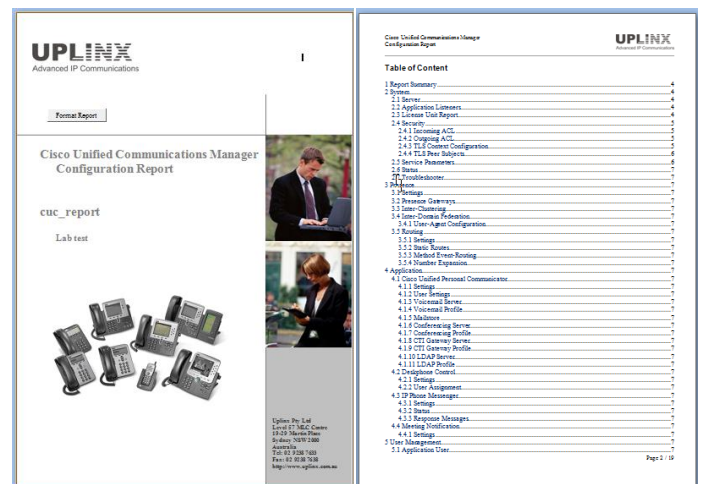
Report Templates

The Uplinx® Report Tool produces reports based on your templates in the formats:

- HTML, CSV, Excel
- Microsoft Word 2007/2010
- CHM used by Microsoft HTML Help

These reports can be easily modified to your needs and then converted to PDF.

Report templates can be fully customised with your own descriptions, logos, colour schemes and font settings to fit your corporate identity.





License Options

All licenses generate full reports for all supported servers (CUCM, CUPC, CUC, CER, Exchange and UCCX) and include all features. All new features, software updates and support are included.

Basic (Single CUCM server) License

The Basic license allows unlimited CUCM configuration, CUCM audit reports, phone inventory and inventory audit reports on one (1) reporting client for one Cisco CUCM server (identified by the CUCM publisher IP address). The license is perpetual (does not expire) but is bound to the major Cisco UC version (ie one of 4,6,7,8).



Standard (Single Cluster) License

The Standard license allows unlimited reports on one (1) reporting client for one Cisco UC cluster (identified by the CUCM publisher IP address). It includes all reports *for all servers*. The license is perpetual (does not expire) but is bound to the major Cisco UC version (ie one of 4,6,7,8).



Site (Single Cluster) License

The Site license is a bundle of five (5) Standard licenses. It is ideal for reports of one Cisco UC cluster which requires several reporting clients.



Multi Cluster (unlimited) Licenses

Professional license

The Professional license allows unlimited reports on one (1) reporting client for any Cisco UC cluster. It is ideal for a single consultant or single reporting server.

Enterprise license

The Enterprise license allows unlimited reports on up to twelve (12) reporting clients for any Cisco UC clusters. It is ideal for system integrators, telecom operators or large enterprise networks with several clusters.

The Professional and Enterprise licenses are RTU (Right to Use) licenses for one year and will expire after one year. After the first year, the licenses can be extended for 50% of the initial purchase price per year.



Try before you buy

Please [download](#) and try a fully functional demo version before you buy.

The free version does not report every third record but contains all features.

Simply add a license key to obtain a fully licensed version.

System Requirements

- PC with min. 2GB RAM, fast CPU, Any Windows OS with .Net 4.0
- (optional) Microsoft Word 2007/2010 to generate Word reports

For more Information

<http://www.uplinx.com/reporttool.htm>